

NDP-40 SERIES

Maximum Capacity 405 l/min
Port Size 1-1/2" (40 mm)



NDP-40 Groundable Kynar® (PVDF)

Dimensions:
405 mm W x 752 mm H
Net Wt.: 32,0 kg
Shipping Wt.: 40,5 kg

NDP-40 Polypropylene

Dimensions:
405 mm W x 752 mm H
Net Wt.: 27,0 kg
Shipping Wt.: 35,5 kg



NDP-40 Aluminum

Dimensions:
412 mm W x 710 mm H
Net Wt.: 29,0 kg
Shipping Wt.: 38,0 kg



NDP-40 Stainless Steel

Dimensions:
411 mm W x 705 mm H
Net Wt.: 43,0 kg
Shipping Wt.: 51,5 kg



NDP-40 Cast Iron

Dimensions:
411 mm W x 704 mm H
Net Wt.: 47,0 kg
Shipping Wt.: 55,5 kg

ANSI 150 FLANGE AVAILABLE ON POLYPROPYLENE,
ALUMINUM, STAINLESS STEEL AND KYNAR PUMPS.

NDP-40 SERIES SPECIFICATIONS

Port Dimensions

Intake & discharge connection:

Polypropylene (PPG)	1-1/2" 40 mm DN40 PN10
Groundable Kynar® (PVDF)	1-1/2" 40 mm DN40 PN10
Aluminum(ADC-12)	1-1/2" 40 mm DN40 PN10
(Combi Flange with tapped 1-1/2" 40 mm Female Rc)	

Electro-Polished	
Stainless Steel (316)	1-1/2" 40 mm DN40 PN10
Cast Iron	1-1/2" 40 mm Female Rc
Air inlet (incl. ball valve):	1/2" 15 mm Female Rc
Air exhaust (incl. silencer):	1" 25 mm Female Rc

Notes: Flange connections are equivalent to DN 40 PN 10 and JIS 10K 40A

Air Supply Pressure (All Models)

1,4 – 7 Bar (0,14 – 0,7 MPa)

Discharge Volume Per Cycle

Rubber diaphragm: 2,74 liters

PTFE diaphragm: 1,40 liters

Maximum Cycles Per Minute

Rubber diaphragm: 148

PTFE diaphragm: 270

Maximum Size Solid

7,0 mm (9/32")

Maximum Dry Suction Lift

Rubber-fitted pump capability: 5,5 m

Air Motor

Standard: Aluminum

Optional: Teflon®-coated, or Electroless Nickel Plate

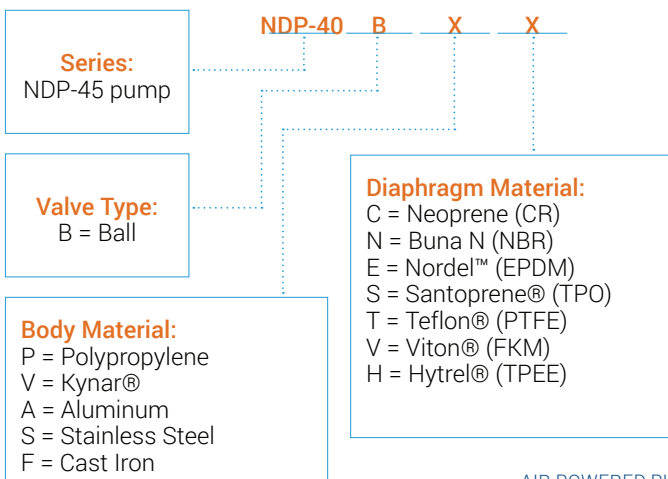
Notes:

All Polypropylene, Aluminum, Cast Iron, and SS Hytrel® fitted pumps include Buna-N wetted o-rings.

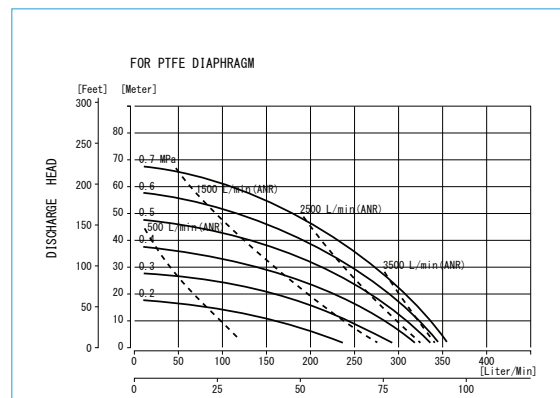
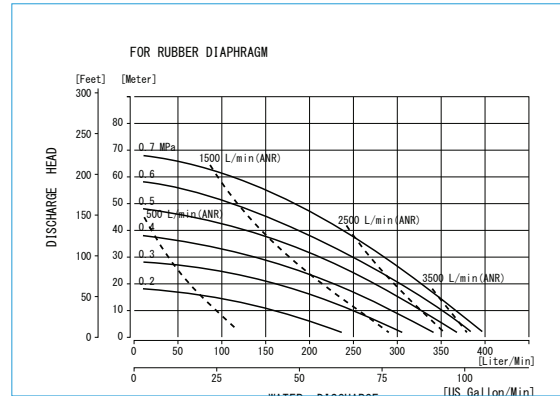
Santoprene® fitted pumps include EPDM wetted o-rings.

Kynar® (PVDF) pumps fitted with Santoprene® include Santoprene® check balls & PTFE o-rings, Hytrel®, or Teflon® include Teflon® check balls & o-rings.

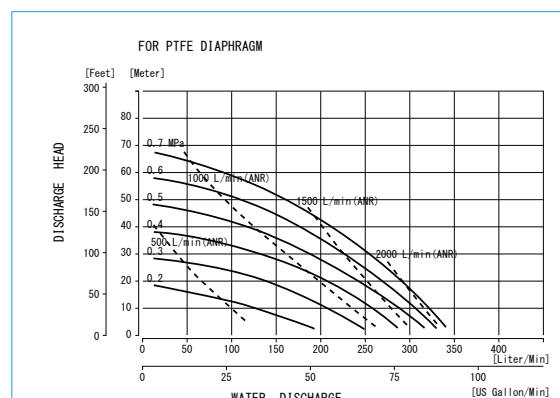
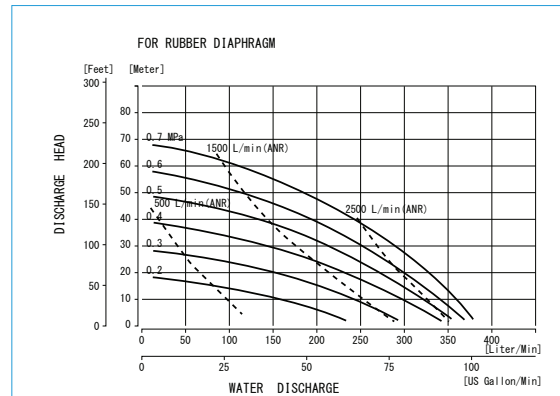
Model Number Nomenclature



Metal pump Performance Curve



Plastic Pump Performance Curve



Additional options listed on page 35.